



**UW Veterinary Care**  
UNIVERSITY OF WISCONSIN-MADISON

## Has your cat had MRI or CT?

**This study compares the changes on advanced imaging in cats (with or without signs of cognitive dysfunction) to their behavior at home. We want to better understand the changes in our feline friends as they get older!**



**Your cat qualifies if they are:**

-  **7 years and older**
-  **Have had MRI or CT imaging of their brain or skull at UW Veterinary Care**






**Your participation:**

-  **You will fill out a single, 10-minute behavior questionnaire.**



**Why participate?**

-  **Learn about feline aging and brain health to so we can detect cognitive dysfunction earlier.**
-  **Learn more about your cat's cognitive health.**
-  **There is NO ADDITIONAL COST to participate in this study. You will still be responsible for the cost of advanced imaging (MRI/CT).**



**To Enroll, email [clinicalstudies@vetmed.wisc.edu](mailto:clinicalstudies@vetmed.wisc.edu)  
or call 608-890-3484**

